



RWANDA STOCK EXCHANGE MARKET REPORT FOR FRIDAY 15TH SEPTEMBER 2023

1. Market overview

- Today's trading session recorded a total turnover of Frw 8,436,000 worth of Bonds traded in 3 deals on the fixed-income market while the equities market was quiet.
- RSI and ALSI remain constant to close at 112.97 and 143.69 respectively.
- Equities counters closed as follows: BLR: Frw 175; BOK: Frw 290; IMR: Frw 45; CMR: Frw 132; MTNR: Frw 170; EQTY: Frw 440; KCB: Frw 328; NMG: Frw 1200; USL: Frw 104 and RHB: Frw 526

2. Closing bell

At the end of the formal trading hours; On MTNR counter, there were outstanding offers of 398,900 shares between Frw 170-174 and no bids. On IMR counter, there were outstanding offers of 264,800 shares at Frw 45 and no bids. On BLR counter, there were outstanding bids of 70,000 shares between Frw 160-165 and outstanding offers of 15,800 shares between Rwf 175-180. On BOK counter, there was an outstanding bid of 10,000 shares at Frw 280 and no outstanding offers. On CMR counter, there were outstanding offers of 101,500 shares at Frw 132 and no bids. On EQTY counter, there was an outstanding bid of 200 shares at Frw 440 and no offer.

3. Equities Market on 15/09/2023

ISIN-CODE	Stock	Past 12 months		Today's session		Closing	Prev.	Change	Volume	Value
		High	Low	High	Low					
RW000A1JCYA5	BOK	292	265	0.00	0.00	290	290	0.00	0.00	0.00
RW000A1H63N6	BLR	180	160	0.00	0.00	175	175	0.00	0.00	0.00
KE0000000380	NMG	1,200	1,200	0.00	0.00	1,200	1,200	0.00	0.00	0.00
KE0000000315	KCB	370	328	0.00	0.00	328	328	0.00	0.00	0.00
KE0000000489	USL	104	104	0.00	0.00	104	104	0.00	0.00	0.00
KE0000000554	EQTY	440	440	0.00	0.00	440	440	0.00	0.00	0.00
RW000A2DN989	IMR	45	42	0.00	0.00	45	45	0.00	0.00	0.00
ZAE000244737	RHB	526	526	0.00	0.00	526	526	0.00	0.00	0.00
RW000A2QAPH5	CMR	132	120	0.00	0.00	132	132	0.00	0.00	0.00
RW000A3CNNB4	MTNR	180	170	0.00	0.00	170	170	0.00	0.00	0.00

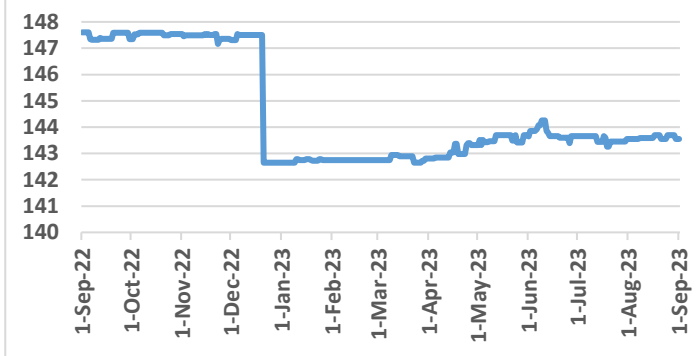
Market Status	
08h50-08h59	Pre-Open
09h00-12h00	Open
12h00-08h50	Close

4. INDICES

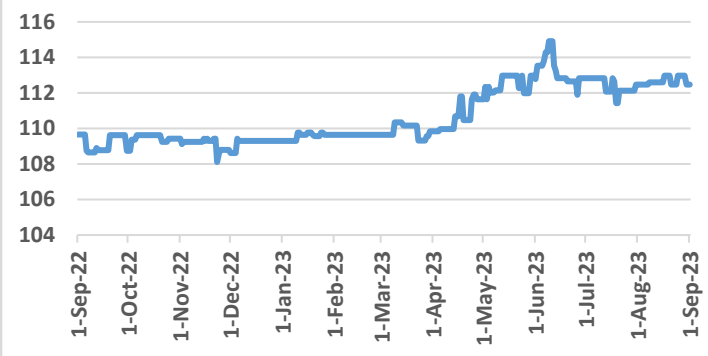
INDICES	Previous	Today	Points	Change %
RSI	112.97	112.97	0.00	0.00
ALSI	143.69	143.69	0.00	0.00
OTHER TRADING STAT				
Shares traded	6,500	0.00	(6,500)	(100.00)
Equity Turnover	1,402,000	0.00	(1,402,000)	(100.00)
Number of deals	2.00	0.00	(2.00)	(100.00)

Exchange rate against Frw as at 15/09/2023			
Currency	Sell	Buy	Average
USD	1,212.81	1,189.04	1,200.93
KES	8.26	8.09	8.18
UGS	0.32	0.31	0.32
BIF	0.42	0.41	0.42
TZS	0.48	0.47	0.47
ZAR	63.78	62.53	63.16
Market Capitalization (Frw)			
3,669,882,513,380			

RSE ALL SHARE INDEX



RSE RWANDA SHARE INDEX



5. Bond market on 15/09/2023

A. Government bonds

ISIN-CODE	Status	Security	Maturity	Coupon rate	Close. Price	Prev. Price	Bids	Offers	Bond traded
RW000A1Z2RJ7		FXD2/2015/10yrs	25/05/2025	12.925%	100.7	100.7	0.00	0.00	0.00
RW000A182K48		FXD2/2016/15Yrs	09/05/2031	13.5%	101	101	0.00	0.00	0.00
RW000A19JG53		FXD2/2017/7Yrs	17/05/2024	12.675%	104.65	104.65	0.00	0.00	0.00
RW000A19S1Q4	Re-opened	FXD4/2017/7Yrs	15/11/2024	12.40%	105.484	105.484	0.00	0.00	0.00
RW000A19HS6	Re-opened	FXD2/2018/10Yrs	12/05/2028	12.50%	106.18	106.18	0.00	0.00	0.00
RW000A194997	Re-opened	FXD3/2018/15Yrs	05/08/2033	12.9%	100.5	100.5	0.00	0.00	0.00
RW000A2RYEG9	Re-opened	FXD1/2019/7Yrs	13/02/2026	11.850%	101.82	101.82	0.00	0.00	0.00
RW000A2R26W1	Re-opened	FXD2/2019/5Yrs	17/05/2024	11.300%	102.8	102.8	0.00	0.00	0.00
RW000A2R64M3	Re-opened	FXD3/2019/20Yrs	29/07/2039	13.250%	102	102	0.00	0.00	0.00
RW000A2SA2Z6	Re-opened	FXD5/2019/7Yrs	13/11/2026	11.550%	100.5	100.5	0.00	0.00	0.00
RW000A28UBB2	Re-opened	FXD2/2020/15Yrs	02/02/2035	12.550%	100.6	100.6	0.00	0.00	0.00
RW000A28XYS2	Re-opened	FXD4/2020/10Yrs	10/05/2030	12.150%	104.83	104.83	0.00	0.00	0.00
RW000A281XB8	Re-opened	FXD5/2020/5Yrs	18/08/2025	11.145%	104.71	104.71	0.00	0.00	0.00
RW000A281XA0	Re-opened	FXD6/2020/20Yrs	27/07/2040	13.150%	102	102	0.00	0.00	0.00
RW000A283W59	Re-opened	FXD7/2020/7Yrs	12/11/2027	11.435%	102.5	102.5	0.00	0.00	0.00
RW000A3KMCV0		FXD1/2021/5Yrs	13/02/2026	11.00%	101	101	0.00	0.00	0.00
RW000A3LLK60		FXD4/2023/3YRS	17/07/2026	11.565%	100.2	100.2	0.00	0.00	0.00
RW000A3KMCW8	Re-opened	FXD2/2021/10Yrs	07/02/2031	12.00%	101.37	101.37	0.00	0.00	0.00
RW000A3KQVN8	Re-opened	FXD3/2021/15Yrs	02/05/2036	12.50%	102	102	0.00	0.00	0.00

RW000A3KVKE0	Re-opened	FXD4/2021/20Yrs	26/07/2041	13.00%	101.5	101.5	0.00	0.00	0.00
RW000A3KZPF7		FXD5/2021/3Yrs	15/11/2024	10.650%	101.7	101.7	0.00	0.00	0.00
RW000A3KZPG5	Re-opened	FXD6/2021/7Yrs	10/11/2028	11.425%	101.5	101.5	0.00	0.00	0.00
RW000A3K2MS4		FXD1/2022/5Yrs	12/02/2027	11.00%	100.3	100.3	0.00	0.00	0.00
RW000A3K5X77	Re-opened	FXD2/2022/10Yrs	07/05/2032	12.15%	102.4	102	0.00	0.00	1,200,000
RW000A3K7Y09		FXD3/2022/3Yrs	18/07/2025	10.85%	105.3	105.3	0.00	0.00	0.00
RW000A3K8U10	Re-opened	FXD4/2022/15Yrs	31/07/2037	12.75%	100.5	100.5	0.00	0.00	0.00
RW000A3LBNN5	Re-opened	FXD5/2022/7Yrs	09/11/2029	11.75%	100.2	100.2	0.00	0.00	0.00
RW000A3LDF00	Re-opened	FXD1/2023/20Yrs	26/12/2042	13.15%	103.9	103.9	0.00	0.00	0.00
RW000A3LJQT8		FXD2/2023/5Yrs	16/06/2028	11.76%	100.1	100.1	0.00	0.00	0.00
RW000A3LJQS0		FXD3/2023/10Yrs	10/06/2033	12.77%	103	102.6	0.00	0.00	7,000,000
RW000A3LMEN1		FXD5/2023/15Yrs	30/07/2038	13.000%	100	100	0.00	0.00	0.00

B. Corporate bonds

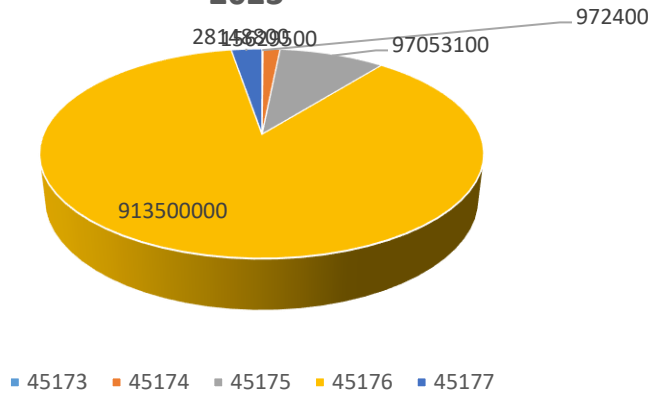
ISIN-CODE	Status	Security	Maturity	Coupon rate	Close. Price	Prev. Price	Bids	Offers	Bond traded
RW000A3KU2U0		ECTL/2021/10Yrs	11/06/2031	13.75%	101.2	101.2	0.00	0.00	0.00

6. WEEKLY REPORT 15/9/2023

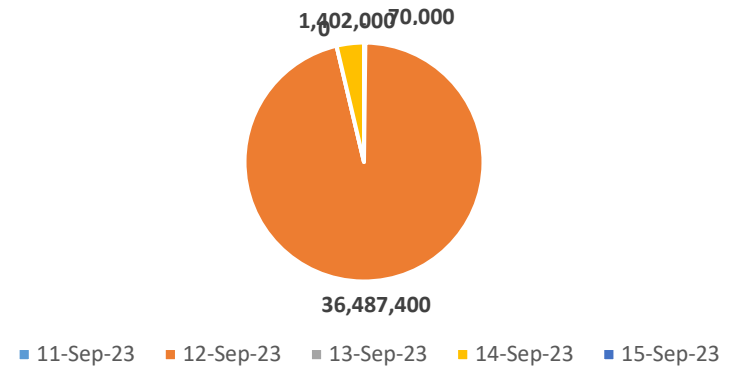
6.1. EQUITY MARKET

PREVIOUS WEEK				THIS WEEK				VARIATION	
Date	Volume	Value (Frw)	Deals	Date	Volume	Value (Frw)	Deals	Change in value	%
04-Sep-23	3,400	972,400	1.00	11-Sep-23	400	70,000	1.00	(902,400)	100
05-Sep-23	90,800	15,629,500	6.00	12-Sep-23	130,800	36,487,400	5.00	20,857,900	133.4521
06-Sep-23	332,800	97,053,100	6.00	13-Sep-23	-	-	-	(97,053,100)	(100.00)
07-Sep-23	3,150,000	913,500,000	1.00	14-Sep-23	6500	1,402,000	2.00	(912,098,000)	100
08-Sep-23	96,400	28,148,800	1.00	15-Sep-23	-	-	-	(28,148,800)	(100)
TOTAL	3,673,400.00	1,055,303,800.00	15.00	TOTAL	137,700.00	37,959,400.00	8.00	(1,017,344,400)	(96.4029)

Turnover for the week ended on 8th Sept 2023



Turnover for the week ended on 15th Sept 2023



6.2 BOND MARKET: During this week; the fixed income market recorded Frw 3,654,817,970 worth of bonds traded in 21 deals between Frw 100.5– 104.83