



RWANDA STOCK EXCHANGE MARKET REPORT FOR FRIDAY 30TH AUGUST, 2019

1. Market overview

- Both RSI and ALSI remained constant to close at 125.18 and 135.87 respectively.
- Today's trading session recorded a total of Frw 52,557,500 worth of bond traded in 2 deals.
- Equities counters closed as follows: BOK: Frw 270; BLR: Frw 143; IMR: Frw 90; CTL: Frw 60; KCB: Frw 370; EQTY: Frw 350; NMG: Frw 1200 and USL: Frw 104.

2. Closing bell

At the end of the formal trading hours, on BOK counter there were outstanding offers of 75,400 shares between Frw 269-280 and no bids. On BLR counter, there were outstanding offers of 676,400 shares between Frw 144 -154 and no bids. On CTL counter, there were outstanding bids of 300 shares between Frw 55-60 and an outstanding offer of 6,700 at Frw 66. On IMR counter, there were outstanding offers of 1,014,100 shares between Frw 90-97 and no bids.

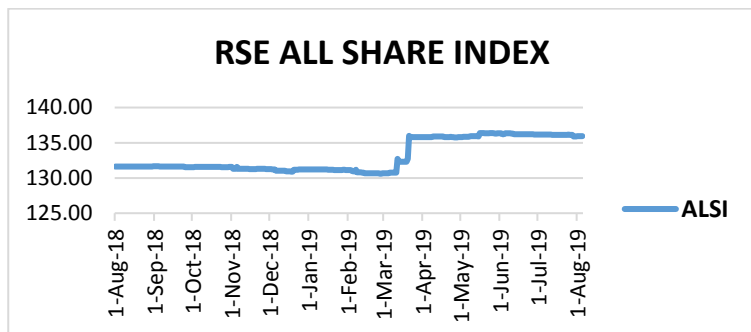
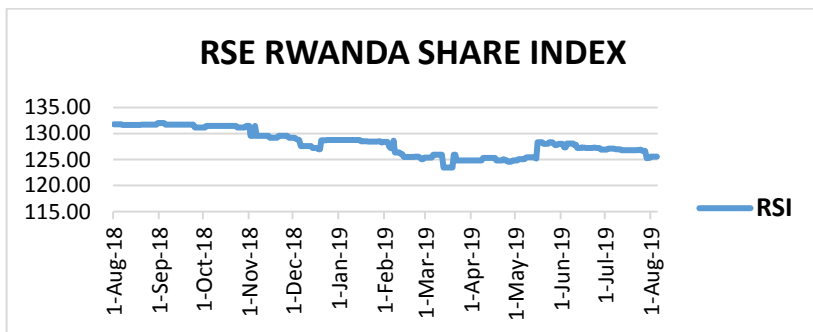
On Bond market, there was an outstanding offer of Frw 5,000,000 at Frw 102.8 and no bids.

2. Equities Market on 30/8/2019.

ISIN-CODE	Stock	12 past months		Today's session		Closing	Prev.	Change	Volume	Value
		High	Low	High	Low					
RW000A1JCYA5	BOK	290	265	0.00	0.00	270	270	0.00	0.00	0.00
RW000A1H63N6	BLR	150	140	0.00	0.00	143	143	0.00	0.00	0.00
KE0000000380	NMG	1,200	1,200	0.00	0.00	1,200	1,200	0.00	0.00	0.00
KE0000000315	KCB	370	330	0.00	0.00	370	370	0.00	0.00	0.00
KE0000000489	USL	104	104	0.00	0.00	104	104	0.00	0.00	0.00
KE0000000554	EQTY	350	350	0.00	0.00	350	350	0.00	0.00	0.00
RW000A14UYP4	CTL	60	50	0.00	0.00	60	60	0.00	0.00	0.00
RW000A2DN989	IMR	94	90	0.00	0.00	90	90	0.00	0.00	0.00

Market Status	
08h50-08h59	Pre- Open
09h00-12h00	Open
12h00-08h50	Close

4. INDICES



INDICES	Previous	Today	Points	Change %
RSI	125.18	125.18	0.00	0.00
ALSI	135.87	135.87	0.00	0.00
OTHER TRADING STAT				
Shares traded	4,000	0.00	(4,000)	(100)
Equity Turnover	1,086,500	0.00	(1,086,500)	(100)
Number of deals	3.00	0.00	(3.00)	(100)

Exchange rate against Frw as at 30/08/2019			
Currency	Sell	Buy	Average
USD	914.82	896.89	905.86
KES	8.85	8.67	8.76
UGS	0.24	0.24	0.24
TZS	0.39	0.39	0.39
BIF	0.49	0.48	0.49
Market Capitalization (Frw)			3,054,135,883,056

5. Bond market on 30/08/2019

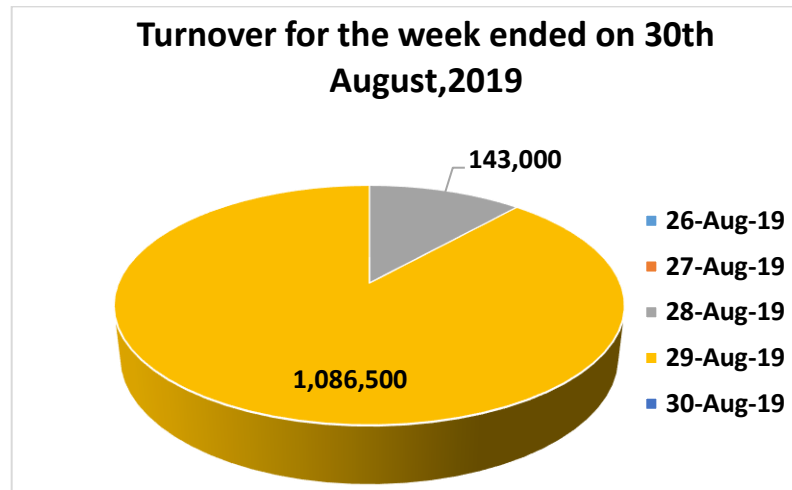
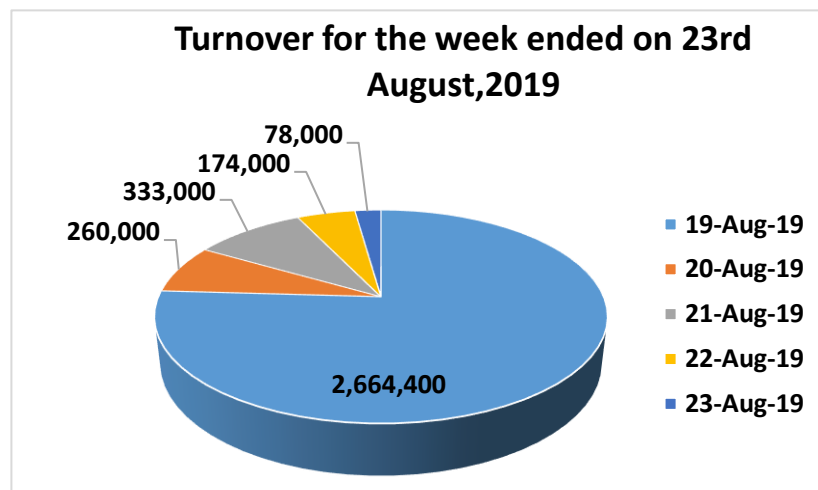
A. Government bonds

ISIN-CODE	Status	Security	Maturity	Coupon rate	Close. Price	Prev. Price	Bids	Offers	Bond traded
RW000A1ZTAM0		FXD4/2014/7yrs	19/11/2021	12.475%	102.1	102.1	0.00	0.00	0.00
RW000A1Z2RJ7		FXD2/2015/10yrs	25/05/2025	12.925%	101	101	0.00	0.00	0.00
RW000A1Z5Z93		FXD3/2015/5yrs	21/08/2020	11.950%	102	102	0.00	0.00	0.00
RW000A187NK1		FDX1/2016/5yrs	19/02/2021	12.00%	102.3	101.6	0.00	0.00	0.00
RW000A182K48		FXD2/2016/15Yrs	09/05/2031	13.5%	103.2	103.2	0.00	0.00	0.00
RW000A185V91		FXD 3/2016/5Yrs	20/08/2021	12.25%	101	101	0.00	0.00	0.00
RW000A19BPS5		FXD4/2016/3Yrs	22/11/2019	12.00%	100	100	0.00	0.00	0.00
RW000A19D0U5		FXD1/2017/5Yrs	18/02/2022	12.375%	102.5	105.5	0.00	0.00	0.00
RW000A19JG53		FXD2/2017/7Yrs	17/05/2024	12.675%	101	101	0.00	0.00	0.00
RW000A19NL84		FXD3/2017/5Yrs	19/08/2022	12.200%	102	102	0.00	0.00	0.00
RW000A19S1Q4	Re-opened	FXD4/2017/7Yrs	15/11/2024	12.40%	104	104	0.00	0.00	0.00
RW000A19W8Z4		FXD1/2018/5Yrs	17/02/2023	11.80%	103.2	104	0.00	0.00	0.00
RW000A19HS6	Re-opened	FXD2/2018/10Yrs	12/05/2028	12.50%	105.5	101.5	0.00	0.00	1,500,000
RW000A194997	Re-opened	FXD3/2018/15Yrs	05/08/2033	12.9%	105.5	105.5	0.00	102.8	0.00
RW000A2RUZ00		FXD4/2018/3Yrs	19/11/2021	11.150%	101.08	101.08	0.00	0.00	0.00
RW000A2RYEG9	Re-opened	FXD1/2019/7Yrs	13/02/2026	11.850%	101.95	107	0.00	0.00	50,000,000
RW000A2R26W1	Re-opened	FXD2/2019/5Yrs	17/05/2024	11.300%	103.7	103.7	0.00	0.00	0.00
RW000A2R64M3		FXD3/2019/20Yrs	29/7/2039	13.250%	100	100	0.00	0.00	0.00

WEEKLY REPORT ON 30/8/2019

1. EQUITY MARKET

PREVIOUS WEEK				THIS WEEK				VARIATION	
Date	Volume	Value (Frw)	Deals	Date	Volume	Value (Frw)	Deals	Change in value	%
19-August-19	41,500	2,664,400	3.00	26-August-19	0.00	0.00	0.00	(2,664,400)	(100)
20-August-19	2,400	260,000	2.00	27-August-19	0.00	0.00	0.00	(260,000)	(100)
21-August-19	5,300	333,000	3.00	28-August-19	1,000	143,000	1.00	(190,000)	(57.05)
22-August-19	2,900	174,000	1.00	29-August-19	4,000	1,086,500	3.00	912,500	524.42
23-August-19	1,300	78,000	1.00	30-August-19	0.00	0.00	0.00	(78,000)	(100)
TOTAL	53,400	3,509,400	10.00	TOTAL	5,000	1,229,500	4.00	(2,279,900)	(64.96)



2. BOND MARKET

During this week, a total of Frw 65,258,300 worth of bond traded between Frw 101.5 - 105.5 in 6 deals.