



RWANDA STOCK EXCHANGE MARKET REPORT FOR FRIDAY 15TH MARCH, 2019

1. Market overview

- Both RSI and ALSI remained constant to close at 123.46 and 132.31 respectively.
- Today's trading session recorded a total of Frw 60,000 from 1,200 shares traded in 2 deals and Frw 500,000 worth of bonds traded in 1 deal.
- CTL counter closed at Frw 50 (Frw 50 previous). The trading session recorded total turnover of Frw 60,000 from 1,200 shares traded in 2 deals.
- The equities counters closed as follows: BK: Frw 265; BLR: Frw 144; IMR: Frw 90; KCB: Frw 345; EQTY: Frw 350; NMG: Frw 1200 and USL: Frw 104.

2. Closing bell

At the end of the formal trading hours, on BK counter there were outstanding offers of 125,900 shares between Frw 275-278 and no bids. On BLR counter, there were outstanding offers of 20,600 shares between Frw 144-150 and no bids. On CTL counter, there was an outstanding offer of 50,000 shares at Frw 54 and an outstanding bid of 1,800 shares at Frw 50. On IMR counter, there were outstanding offers of 780,400 shares between Frw 90-97 and no bids.

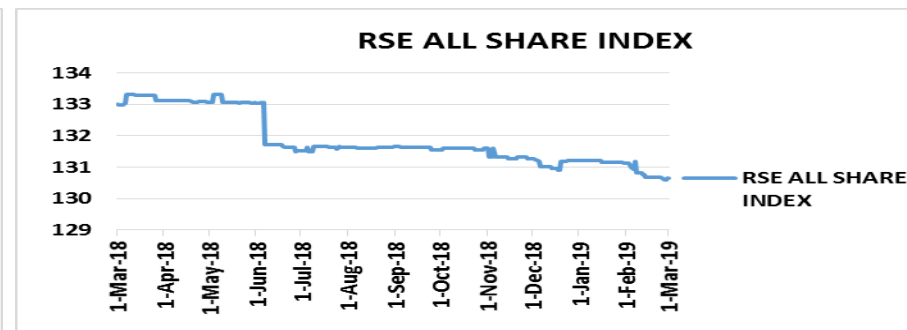
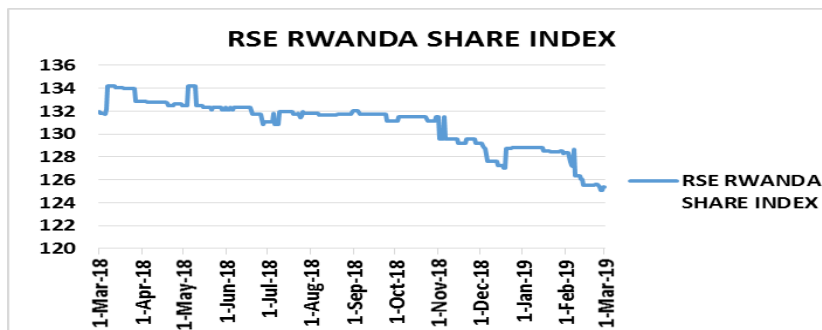
On the bond market, there was an outstanding bid of Frw 900,000 worth of bonds at Frw 103 and no offers.

3. Equities Market on 15/03/2019.

ISIN-CODE	Stock	12 past months		Today's session		Closing	Prev.	Change	Volume	Value
		High	Low	High	Low					
RW000A1JCYA5	BK	295	265	0.00	0.00	265	265	0.00	0.00	0.00
RW000A1H63N6	BLR	150	140	0.00	0.00	144	144	0.00	0.00	0.00
KE0000000380	NMG	1,200	1,200	0.00	0.00	1,200	1,200	0.00	0.00	0.00
KE0000000315	KCB	345	330	0.00	0.00	345	345	0.00	0.00	0.00
KE0000000489	USL	104	104	0.00	0.00	104	104	0.00	0.00	0.00
KE0000000554	EQTY	350	350	0.00	0.00	350	350	0.00	0.00	0.00
RW000A14UYP4	CTL	60	50	50	50	50	50	+0.00	1,200	60,000
RW000A2DN989	IMR	98	90	0.00	0.00	90	90	0.00	0.00	0.00

Market Status	
08h50-08h59	Pre- Open
09h00-12h00	Open
12h00-08h50	Close

4. INDICES



INDICES	Previous	Today	Points	Change %
RSI	123.46	123.46	+0.00	+0.00
ALSI	132.31	132.31	+0.00	+0.00
OTHER TRADING STAT				
Shares traded	34,400	1,200	(65,700)	(65.63)
Equity Turnover	5,307,800	60,000	(21,197,200)	(79.97)
Number of deals	3.00	2.00	1.00	50.00

Exchange rate against Frw as at 15/3/2019			
Currency	Sell	Buy	Average
USD	896.13	878.57	887.35
KES	8.94	8.77	8.86
UGS	0.24	0.23	0.23
TZS	0.38	0.37	0.37
BIF	0.49	0.48	0.49
Market Capitalization (Frw)			
2,974,222,388,296.			

5. Bond market on 15/3/2019

A. Government bonds

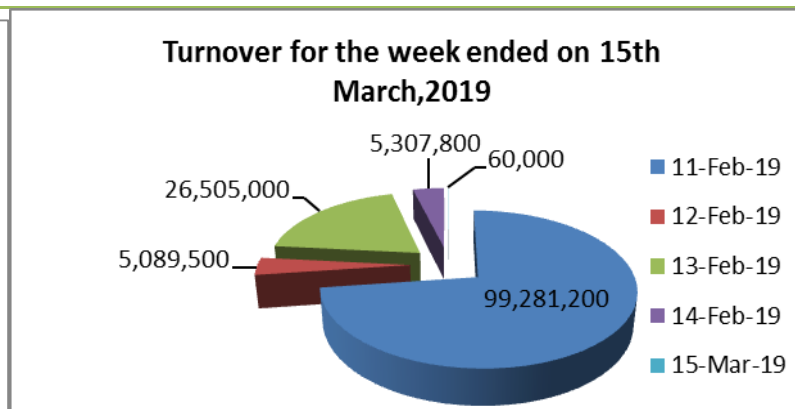
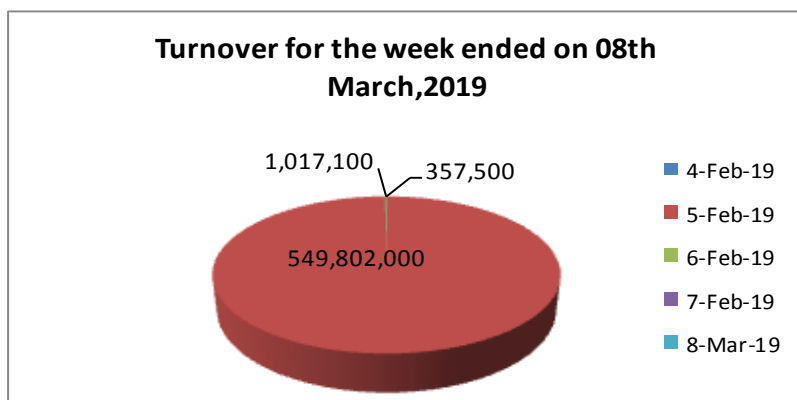
ISIN-CODE	Status	Security	Maturity	Coupon rate	Close. Price	Prev. Price	Bids	Offers	Bond traded
RW000A1ZN2X8		FXD 3/2014/5yrs	23/08/2019	11.875%	104	101.85	0.00	0.00	0.00
RW000A1ZTAM0		FXD4/2014/7yrs	19/11/2021	12.475%	102	102.7	0.00	0.00	0.00
RW000A1Z2RJ7		FXD2/2015/10yrs	25/05/2025	12.925%	105.1	104	0.00	0.00	0.00
RW000A1Z5Z93		FXD3/2015/5yrs	21/08/2020	11.950%	102	103.5	0.00	0.00	0.00
RW000A187NK1		FDX1/2016/5yrs	19/02/2021	12.00%	104	103	0.00	0.00	500,000
RW000A182K48		FXD2/2016/15Yrs	09/05/2031	13.5%	102.1	102	0.00	0.00	0.00
RW000A185V91		FXD 3/2016/5Yrs	20/08/2021	12.25%	103	102.3	0.00	0.00	0.00
RW000A19BPS5		FXD4/2016/3Yrs	22/11/2019	12.00%	102	102.2	0.00	0.00	0.00
RW000A19D0U5		FXD1/2017/5Yrs	18/02/2022	12.375%	101	105	0.00	0.00	0.00
RW000A19JG53		FXD2/2017/7Yrs	17/05/2024	12.675%	100.1	103	0.00	0.00	0.00
RW000A19NL84		FXD3/2017/5Yrs	19/08/2022	12.200%	100.2	100.8	0.00	0.00	0.00
RW000A19S1Q4	Re-opened	FXD4/2017/7Yrs	15/11/2024	12.40%	100.3	103	0.00	0.00	0.00
RW000A19W8Z4		FXD1/2018/5Yrs	17/02/2023	11.80%	103.3	101	0.00	0.00	0.00
RW000A19HS6	Re-opened	FXD2/2018/10Yrs	12/05/2028	12.50%	102	102	0.00	0.00	0.00
RW000A194997		FXD3/2018/15Yrs	05/08/2033	12.9%	104.1	100	0.00	0.00	0.00
RW000A2RUZ00		FXD4/2018/3Yrs	19/11/2021	11.150%	102.75	100.5	0.00	0.00	0.00
RW000A2RYEG9		FXD1/2019/7Yrs	13/02/2026	11.850%	103	103.8	103	0.00	0.00

B. Corporate bonds

ISIN-CODE	Security	Status	Maturity	Coupon rate	Close. price	Prev. Price	Bids	Offers	Bond traded
RW000A1ZJZU1	IFC		16/05/2019	12.25%	103	102	0.00	0.00	0.00

1. EQUITY MARKET

PREVIOUS WEEK				THIS WEEK				VARIATION	
Date	Volume	Value (Frw)	Deals	Date	Volume	Value (Frw)	Deals	Change in value	%
04- Feb -19	1,300	357,500	2.00	11- Feb -19	579,100	99,281,200	10.00	98,923,700	27,670.97
05- Feb -19	2,113,300	549,802,000	7.00	12- Feb -19	18,400	5,089,500	3.00	(544,712,500)	(99.07)
06- Feb -19	5,500	1,017,100	5.00	13- Feb -19	100,100	26,505,000	2.00	25,487,900	2,505.94
07- Feb -19	0.00	0.00	0.00	14- Feb -19	34,400	5,307,800	3.00	5,307,800	100
08- Mar -19	0.00	0.00	0.00	15- Mar -19	1,200	60,000	2.00	60,000	100
TOTAL	2,120,100	551,176,600	14.00	TOTAL	733,200	136,243,500	20.00	(414,933,100)	(75.28)



2. BOND MARKET

During this week, a total of Frw 84,000,000 worth of bonds traded between Frw 102-104.