



## RWANDA STOCK EXCHANGE MARKET REPORT FOR THURSDAY 11TH JANUARY, 2019

### 1. Market overview

- Both RSI and ALSI remained constant to close at 128.78 and 131.20 respectively.
- Today's trading session recorded a total turnover of Frw 705,500 from 6,600 shares traded in 7 deals.
- BK counter closed at Frw 278(Frw 278 previous). The trading session recorded a total turnover of Frw 166,800 from 600 shares traded in 1 deal.
- BLR counter closed at Frw 150(Frw 150 previous). The trading session recorded a total turnover of Frw 345,000 from 2,300 shares traded in 3 deals.
- CTL counter closed at Frw 53(Frw 53 previous). The trading session recorded a total turnover of Frw 193,700 from 3,700 shares traded in 3 deals.

- The equities counters closed as follows: IMR: Frw 91; KCB: Frw 330; EQTY: Frw 350; NMG: Frw 1200 and USL: Frw 104.

### 2. Closing bell

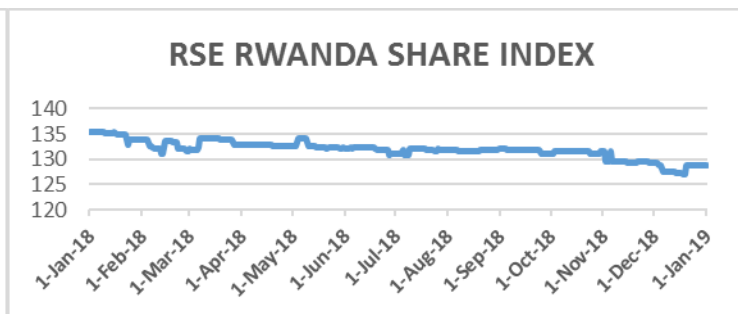
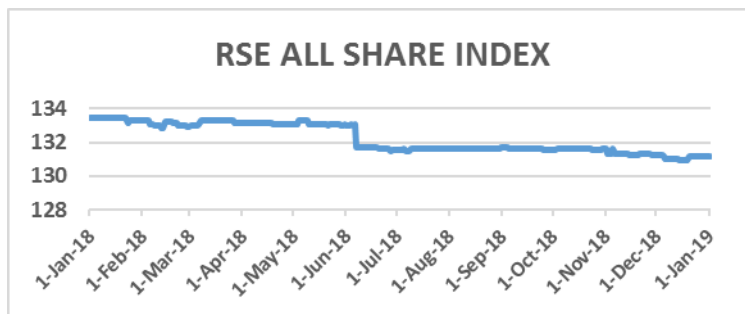
At the end of the formal trading hours, on BK counter there were outstanding offers of 191,900 shares between Frw 278-290 and no bids. On BLR counter, there were outstanding offers of 20,000 shares at Frw 150 and no bids. On CTL counter, there were outstanding offers of 133,500 shares between Frw 54-57 and no bids. On IMR counter, there were outstanding offers of 706,600 shares between Frw 91-97 and no bids.

### 3. Equities Market on 11/1/2019.

ISIN-CODE	Stock	12 past months		Today's session		Closing	Prev.	Change	Volume	Value
		High	Low	High	Low					
RW000A1JCYA5	BK	300	278	278	278	278	278	+0.00	600	166,800
RW000A1H63N6	BLR	155	143	150	150	150	150	+0.00	2,300	345,000
KE0000000380	NMG	1,200	1,200	0.00	0.00	1,200	1,200	0.00	0.00	0.00
KE0000000315	KCB	340	330	0.00	0.00	330	330	0.00	0.00	0.00
KE0000000489	USL	104	104	0.00	0.00	104	104	0.00	0.00	0.00
KE0000000554	EQTY	350	320	0.00	0.00	350	350	0.00	0.00	0.00
RW000A14UYP4	CTL	68	52	53	53	53	53	+0.00	3,700	193,700
RW000A2DN989	IMR	98	91	0.00	0.00	91	91	0.00	0.00	0.00

Market Status	
08h50-08h59	Pre- Open
09h00-12h00	Open
12h00-08h50	Close

### 4. INDICES



INDICES	Previous	Today	Points	Change %
RSI	128.78	128.78	+0.00	+0.00
ALSI	131.20	131.20	+0.00	+0.00
<b>OTHER TRADING STAT</b>				
Shares traded	2,700	6,600	3,900	144.44
Equity Turnover	165,900	705,500	539,600	325.25
Number of deals	4.00	7.00	3.00	75

Exchange rate against Frw as at 11/1/2019			
Currency	Sell	Buy	Average
USD	888.75	871.33	880.04
KES	8.71	8.54	8.62
UGS	0.24	0.23	0.23
TZS	0.38	0.37	0.38
BIF	0.49	0.48	0.49
<b>Market Capitalization (Frw)</b>			
<b>2,949,108,312,872</b>			

## 5. Bond market on 11/1/2019

### A. Government bonds

ISIN-CODE	Status	Security	Maturity	Coupon rate	Close. Price	Prev. Price	Bids	Offers	Bond traded
RW000A1ZN2X8		FXD 3/2014/5yrs	23/08/2019	11.875%	104	101.85	0.00	0.00	0.00
RW000A1ZTAM0		FXD4/2014/7yrs	19/11/2021	12.475%	102.7	105.1	0.00	0.00	0.00
RW000A1Z2RJ7		FXD2/2015/10yrs	25/05/2025	12.925%	105.1	104	0.00	0.00	0.00
RW000A1Z5Z93		FXD3/2015/5yrs	21/08/2020	11.950%	102	103.5	0.00	0.00	0.00
RW000A187NK1		FDX1/2016/5yrs	19/02/2021	12.00%	102	102.5	0.00	0.00	0.00
RW000A182K48		FXD2/2016/15Yrs	09/05/2031	13.5%	102	103.5	0.00	0.00	0.00
RW000A185V91		FXD 3/2016/5Yrs	20/08/2021	12.25%	102.3	104.5	0.00	0.00	0.00
RW000A19BPS5		FXD4/2016/3Yrs	22/11/2019	12.00%	102	102.2	0.00	0.00	0.00
RW000A19D0U5		FXD1/2017/5Yrs	18/02/2022	12.375%	105	105.6	0.00	0.00	0.00
RW000A19JG53		FXD2/2017/7Yrs	17/05/2024	12.675%	103	102.5	0.00	0.00	0.00
RW000A19NL84		FXD3/2017/5Yrs	19/08/2022	12.200%	105.6	102.5	0.00	0.00	0.00
RW000A19S1Q4	Re-opened	FXD4/2017/7Yrs	15/11/2024	12.40%	103	101.9	0.00	0.00	0.00
RW000A19W8Z4		FXD1/2018/5Yrs	17/02/2023	11.80%	105	105	0.00	0.00	0.00
RW000A19HS6	Re-opened	FXD2/2018/10Yrs	12/05/2028	12.5%	102	100	0.00	0.00	0.00
RW000A194997		FXD3/2018/15Yrs	05/08/2033	12.9%	105	105.4	0.00	0.00	0.00
RW000A2RUZ00		FXD4/2018/3Yrs	19/11/2021	11.150%	100.5	101.4	0.00	0.00	0.00

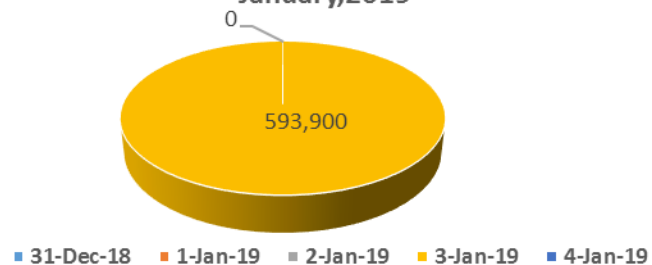
### B. Corporate bonds

ISIN-CODE	Security	Status	Maturity	Coupon rate	Close. price	Prev. Price	Bids	Offers	Bond traded
RW000A1ZJZU1	IFC		16/05/2019	12.25%	102	104.8	0.00	0.00	0.00

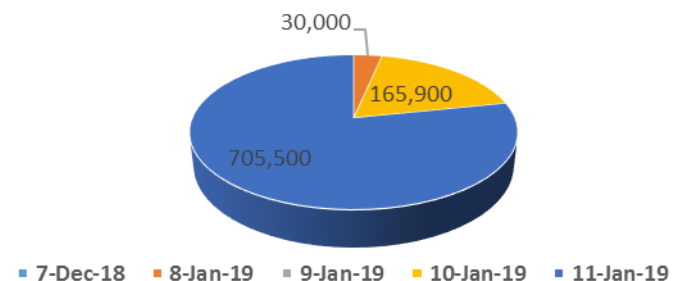
## 1. EQUITY MARKET

PREVIOUS WEEK				THIS WEEK				VARIATION	
Date	Volume	Value (Frw)	Deals	Date	Volume	Value (Frw)	Deals	Change in value	%
31- Dec -18	0.00	0.00	0.00	07- Dec -18	0.00	0.00	0.00	0.00	0.00
01- Jan -19	-	-	-	08- Jan -19	200	30,000	1.00	30,000	100
02- Jan -19	-	-	-	09- Jan -19	0.00	0.00	0.00	0.00	0.00
03- Jan -19	2,500	593,900	3.00	10- Jan -19	2,700	165,900	4.00	(428,000)	(72.06)
04- Jan -19	0.00	0.00	0.00	11- Jan -19	6,600	705,500	7.00	480,500	100
<b>TOTAL</b>	<b>2,500</b>	<b>593,900</b>	<b>3.00</b>	<b>TOTAL</b>	<b>9,500</b>	<b>901,400</b>	<b>12.00</b>	<b>307,500</b>	<b>51.77</b>

Turnover for the week ended on 04th January,2019



Turnover for the week ended on 11th January,2019



## 2. BOND MARKET

During this week, there was a sale of Frw 7,400,000 worth of bonds between Frw 104-105.