



## RWANDA STOCK EXCHANGE MARKET REPORT FOR FRIDAY 08<sup>TH</sup> FEBRUARY, 2019

### 1. Market overview

- Both RSI and ALSI went down 2.28 and 0.37 point then closed at 126.36 and 130.81 respectively.
- Today's trading session recorded a total of Frw 86,194,000 from 607,000 shares traded in 1 deal and a total of Frw 30,000,000 worth of bonds traded in 1 deal.
- BLR counter closed at Frw 142 (Frw 150 previous). The trading session recorded total turnover of Frw 86,194,000 from 607,000 shares traded in 1 deal.
- The equities counters closed as follows: IMR: Frw 90; CTL : Frw 53; BK: Frw 278; KCB: Frw 330; EQTY: Frw 350; NMG: Frw 1200 and USL: Frw 104

### 2. Closing bell

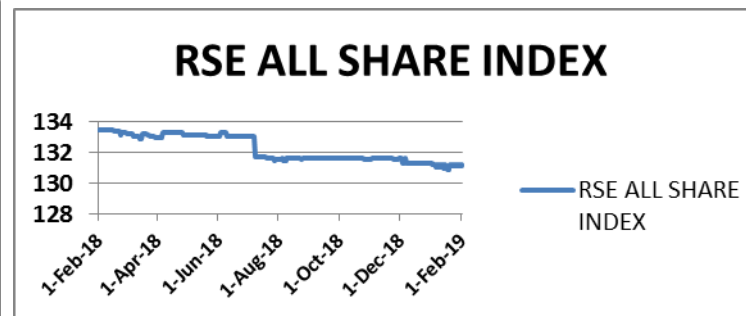
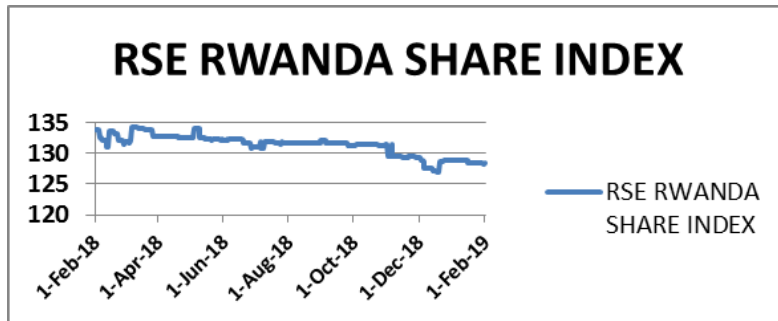
At the end of the formal trading hours, on BK counter there were outstanding offers of 196,000 shares between Frw 277-290 and no bids. On BLR counter, there were outstanding offers of 73,600 shares between Frw 144-150 and no bids. On CTL counter, there were outstanding offers of 65,900 shares between Frw 53-57 and no bids. On IMR counter, there were outstanding offers of 818,100 shares between Frw 90-97 and no bids.

### 3. Equities Market on 8/2/2019.

ISIN-CODE	Stock	12 past months		Today's session		Closing	Prev.	Change	Volume	Value
		High	Low	High	Low					
RW000A1JCYA5	BK	300	278	0.00	0.00	278	278	0.00	0.00	0.00
RW000A1H63N6	BLR	155	143	142	142	142	150	-8.00	607,000	86,194,000
KE0000000380	NMG	1,200	1,200	0.00	0.00	1,200	1,200	0.00	0.00	0.00
KE0000000315	KCB	340	330	0.00	0.00	330	330	0.00	0.00	0.00
KE0000000489	USL	104	104	0.00	0.00	104	104	0.00	0.00	0.00
KE0000000554	EQTY	350	320	0.00	0.00	350	350	0.00	0.00	0.00
RW000A14UYP4	CTL	68	52	0.00	0.00	53	53	0.00	0.00	0.00
RW000A2DN989	IMR	98	90	0.00	0.00	90	90	0.00	0.00	0.00

Market Status	
08h50-08h59	Pre- Open
09h00-12h00	Open
12h00-08h50	Close

### 4. INDICES



INDICES	Previous	Today	Points	Change %
RSI	128.64	126.36	-2.28	-1.78
ALSI	131.17	130.81	-0.37	-0.28
OTHER TRADING STAT				
Shares traded	1,400	607,000	605,600	43,257.14
Equity Turnover	138,600	86,194,000	86,055,400	62,089.03
Number of deals	4.00	1.00	(3.00)	(300)

Exchange rate against Frw as at 08/2/2019			
Currency	Sell	Buy	Average
USD	892.11	874.62	883.37
KES	8.90	8.72	8.81
UGS	0.24	0.23	0.24
TZS	0.38	0.37	0.38
BIF	0.49	0.48	0.49
Market Capitalization (Frw)			
2,940,379,752,872			

## 5. Bond market on 8/2/2019

### A. Government bonds

ISIN-CODE	Status	Security	Maturity	Coupon rate	Close. Price	Prev. Price	Bids	Offers	Bond traded
RW000A1ZN2X8		FXD 3/2014/5yrs	23/08/2019	11.875%	104	101.85	0.00	0.00	0.00
RW000A1ZTAM0		FXD4/2014/7yrs	19/11/2021	12.475%	102	102.7	0.00	0.00	0.00
RW000A1Z2RJ7		FXD2/2015/10yrs	25/05/2025	12.925%	105.1	104	0.00	0.00	0.00
RW000A1Z5Z93		FXD3/2015/5yrs	21/08/2020	11.950%	102	103.5	0.00	0.00	0.00
RW000A187NK1		FDX1/2016/5yrs	19/02/2021	12.00%	102	102.5	0.00	0.00	0.00
RW000A182K48		FXD2/2016/15Yrs	09/05/2031	13.5%	102.1	102	0.00	0.00	0.00
RW000A185V91		FXD 3/2016/5Yrs	20/08/2021	12.25%	103	102.3	0.00	0.00	0.00
RW000A19BPS5		FXD4/2016/3Yrs	22/11/2019	12.00%	102	102.2	0.00	0.00	0.00
RW000A19D0U5		FXD1/2017/5Yrs	18/02/2022	12.375%	105	105.6	0.00	0.00	0.00
RW000A19JG53		FXD2/2017/7Yrs	17/05/2024	12.675%	100.1	103	0.00	0.00	0.00
RW000A19NL84		FXD3/2017/5Yrs	19/08/2022	12.200%	105.6	102.5	0.00	0.00	0.00
RW000A19S1Q4	Re-opened	FXD4/2017/7Yrs	15/11/2024	12.40%	103	101.9	0.00	0.00	0.00
RW000A19W8Z4		FXD1/2018/5Yrs	17/02/2023	11.80%	102	105	0.00	0.00	0.00
RW000A19HS6	Re-opened	FXD2/2018/10Yrs	12/05/2028	12.50%	102.2	102	0.00	0.00	30,000,000
RW000A194997		FXD3/2018/15Yrs	05/08/2033	12.9%	105	105.4	0.00	0.00	0.00
RW000A2RUZ00		FXD4/2018/3Yrs	19/11/2021	11.150%	100.5	103.8	0.00	0.00	0.00

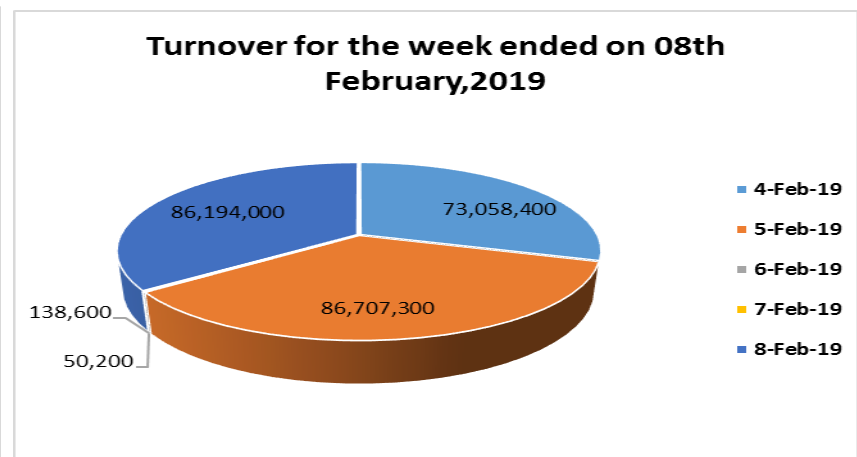
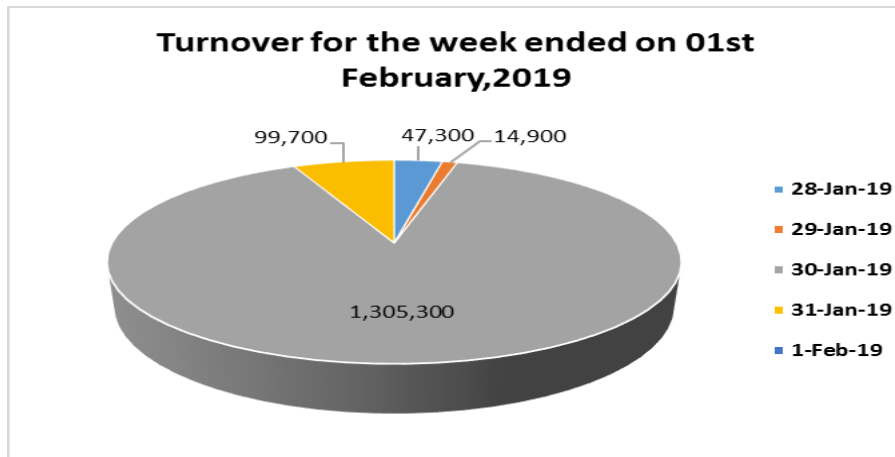
### B. Corporate bonds

ISIN-CODE	Security	Status	Maturity	Coupon rate	Close. price	Prev. Price	Bids	Offers	Bond traded
RW000A1ZJZU1	IFC		16/05/2019	12.25%	102	104.8	0.00	0.00	0.00

WEEKLY REPORT ON 08/02/2019

1. EQUITY MARKET

PREVIOUS WEEK				THIS WEEK				VARIATION	
Date	Volume	Value (Frw)	Deals	Date	Volume	Value (Frw)	Deals	Change in value	%
28- Jan -19	900	47,300	2.00	4- Feb -19	500,400	73,058,400	2.00	73,011,100	154,357.50
29- Jan -19	100	14,900	1.00	5- Feb -19	597,400	86,707,300	4.00	86,692,400	581,828.18
30- Jan -19	11,100	1,305,300	6.00	6- Feb -19	600	50,200	2.00	-1,255,100	-96.15
31- Jan -19	600	99,700	4.00	7- Feb -19	1,400	138,600	4.00	38,900	39.01
01- Feb -19	-	-	-	8- Feb -19	607,000	86,194,000	1.00	86,194,000	100
<b>TOTAL</b>	<b>12,700</b>	<b>1,467,200</b>	<b>13.00</b>	<b>TOTAL</b>	<b>1,706,800</b>	<b>246,148,500</b>	<b>13.00</b>	<b>244,681,300</b>	<b>16,676.75</b>



2. BOND MARKET

During this week, a total of Frw 346,000,000 worth of bonds traded between Frw 100.5 – 102.2.