



RWANDA STOCK EXCHANGE MARKET REPORT FOR FRIDAY 06TH SEPTEMBER, 2019

1. Market overview

- Both RSI and ALSI remained constant to close at 125.92 and 135.99 respectively.
- Today on RSE market both equities and bonds market were quiet.
- Equities counters closed as follows: CTL: Frw 60; BOK: Frw 273 BLR: Frw 143; IMR: Frw 90; KCB: Frw 370; EQTY: Frw 350; NMG: Frw 1200 and USL: Frw 104.

2. Closing bell

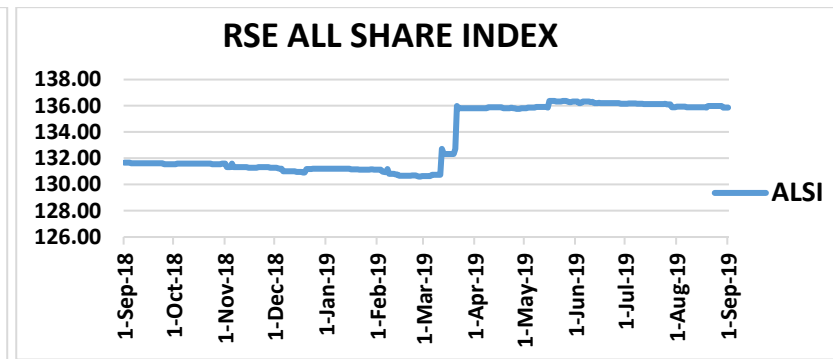
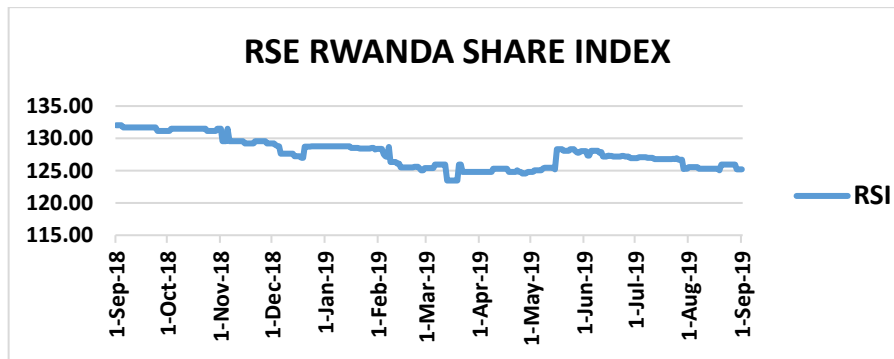
At the end of the formal trading hours, on BOK counter there were outstanding offers of 110,100 shares between Frw 274-280 and no bids. On BLR counter, there were outstanding offers of 674,600 shares between Frw 142-154 and no bids. On CTL counter, there were outstanding bids of 1,800 shares at Frw 58 and an outstanding offer of 83,500 shares at Frw 65. On IMR counter, there were outstanding offers of 1,034,100 shares between Frw 90-97 and no bids.

2. Equities Market on 06/9/2019.

ISIN-CODE	Stock	12 past months		Today's session		Closing	Prev.	Change	Volume	Value
		High	Low	High	Low					
RW000A1JCYA5	BOK	290	265	0.00	0.00	273	273	0.00	0.00	0.00
RW000A1H63N6	BLR	150	140	0.00	0.00	143	143	0.00	0.00	0.00
KE0000000380	NMG	1,200	1,200	0.00	0.00	1,200	1,200	0.00	0.00	0.00
KE0000000315	KCB	370	330	0.00	0.00	370	370	0.00	0.00	0.00
KE0000000489	USL	104	104	0.00	0.00	104	104	0.00	0.00	0.00
KE0000000554	EQTY	350	350	0.00	0.00	350	350	0.00	0.00	0.00
RW000A14UYP4	CTL	60	50	0.00	0.00	60	60	0.00	0.00	0.00
RW000A2DN989	IMR	94	90	0.00	0.00	90	90	0.00	0.00	0.00

Market Status	
08h50-08h59	Pre- Open
09h00-12h00	Open
12h00-08h50	Close

4. INDICES



INDICES	Previous	Today	Points	Change %
RSI	125.92	125.92	0.00	0.00
ALSI	135.99	135.99	0.00	0.00
OTHER TRADING STAT				
Shares traded	1,200	0.00	(1,200)	(100)
Equity Turnover	157,200	0.00	(157,200)	(100)
Number of deals	2.00	0.00	(2.00)	(100)

Exchange rate against Frw as at 06/09/2019			
Currency	Sell	Buy	Average
USD	915.91	897.95	906.93
KES	8.80	8.63	8.72
UGS	0.24	0.24	0.24
TZS	0.39	0.39	0.39
BIF	0.49	0.48	0.49
Market Capitalization (Frw)			
3,056,826,160,722			

5. Bond market on 06/09/2019

A. Government bonds

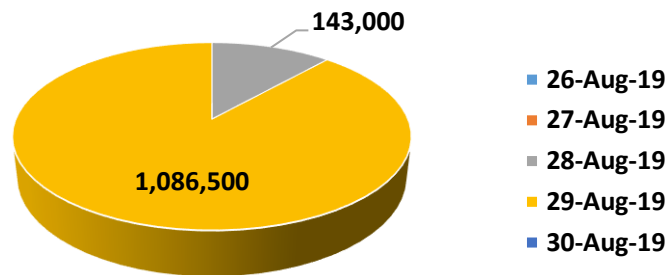
ISIN-CODE	Status	Security	Maturity	Coupon rate	Close. Price	Prev. Price	Bids	Offers	Bond traded
RW000A1ZTAM0		FXD4/2014/7yrs	19/11/2021	12.475%	102.1	102.1	0.00	0.00	0.00
RW000A1Z2RJ7		FXD2/2015/10yrs	25/05/2025	12.925%	101	101	0.00	0.00	0.00
RW000A1Z5Z93		FXD3/2015/5yrs	21/08/2020	11.950%	102	102	0.00	0.00	0.00
RW000A187NK1		FDX1/2016/5yrs	19/02/2021	12.00%	100.05	102.3	0.00	0.00	0.00
RW000A182K48		FXD2/2016/15Yrs	09/05/2031	13.5%	103.2	103.2	0.00	0.00	0.00
RW000A185V91		FXD 3/2016/5Yrs	20/08/2021	12.25%	102.3	101	0.00	0.00	0.00
RW000A19BPS5		FXD4/2016/3Yrs	22/11/2019	12.00%	100	100	0.00	0.00	0.00
RW000A19D0U5		FXD1/2017/5Yrs	18/02/2022	12.375%	100	100.05	0.00	0.00	0.00
RW000A19JG53		FXD2/2017/7Yrs	17/05/2024	12.675%	101	101	0.00	0.00	0.00
RW000A19NL84		FXD3/2017/5Yrs	19/08/2022	12.200%	100.05	102	0.00	0.00	0.00
RW000A19S1Q4	Re-opened	FXD4/2017/7Yrs	15/11/2024	12.40%	104	104	0.00	0.00	0.00
RW000A19W8Z4		FXD1/2018/5Yrs	17/02/2023	11.80%	102.1	101.9	0.00	0.00	0.00
RW000A19HS6	Re-opened	FXD2/2018/10Yrs	12/05/2028	12.50%	105.5	105.5	0.00	0.00	0.00
RW000A194997	Re-opened	FXD3/2018/15Yrs	05/08/2033	12.9%	102.5	105.5	0.00	0.00	0.00
RW000A2RUZ00		FXD4/2018/3Yrs	19/11/2021	11.150%	101.08	101.08	0.00	0.00	0.00
RW000A2RYEG9	Re-opened	FXD1/2019/7Yrs	13/02/2026	11.850%	100.98	101.95	0.00	0.00	0.00
RW000A2R26W1	Re-opened	FXD2/2019/5Yrs	17/05/2024	11.300%	100.81	103	0.00	0.00	0.00
RW000A2R64M3		FXD3/2019/20Yrs	29/7/2039	13.250%	100	100	0.00	0.00	0.00

WEEKLY REPORT ON 06/9/2019

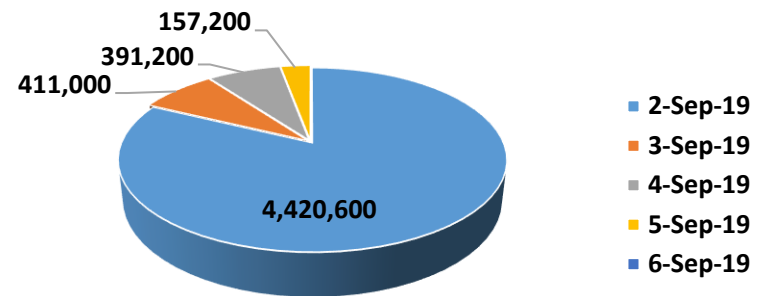
1. EQUITY MARKET

PREVIOUS WEEK				THIS WEEK				VARIATION	
Date	Volume	Value (Frw)	Deals	Date	Volume	Value (Frw)	Deals	Change in value	%
26-August-19	0.00	0.00	0.00	02-September-19	16,400	4,420,600	6.00	4,420,600	100
27-August-19	0.00	0.00	0.00	03-September-19	1,500	411,000	1.00	411,000	100
28-August-19	1,000	143,000	1.00	04-September-19	6,700	391,200	2.00	248,200	173.57
29-August-19	4,000	1,086,500	3.00	05-September-19	1,200	157,200	3.00	(929,300)	(85.53)
30-August-19	0.00	0.00	0.00	06-September-19	0.00	0.00	0.00	0.00	0.00
TOTAL	5,000	1,229,500	4.00	TOTAL	25,800	5,380,000	12.00	4,150,500	337.58

Turnover for the week ended on Friday
30th August,2019



Turnover for the week ended on Friday
06th September,2019



2. BOND MARKET

During this week, a total of Frw 173,632,780 worth of bond traded between Frw 100 - 105.5 in 13 deals.